

# SFO Noise Office Update

A photograph of the San Francisco International Airport terminal at dusk. The building's glass facade is illuminated from within, and the sky is a deep blue. The text 'SAN FRANCISCO INTERNATIONAL' is visible on the lower part of the building's facade.

April 3, 2024

Airport/Community Roundtable Meeting

SAN FRANCISCO INTERNATIONAL

**SFO**

## **GBAS**

- On January 29, 2024, and March 20, 2024, the SFO GBAS Team met with the Oakland Airport Northfield/Southfield Research Group regarding the GLS SB Rwy 19L. This subcommittee will bring it back to the OAK Noise Forum for discussion on April 17, 2024 .
- Thank you for your continued support and engagement by submitting concept procedures and questions via email to [sfo.gbas@flysfo.com](mailto:sfo.gbas@flysfo.com)

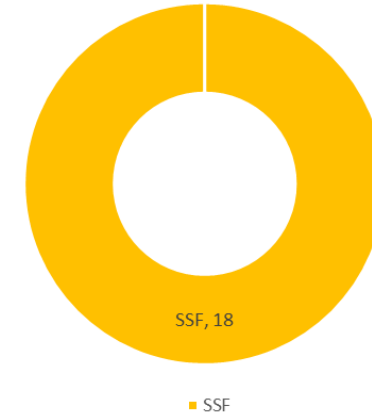
# Repair & Replacement Initiative (RRI)

| Report Date                                   | 11/28/2023 | 1/31/2024 | 3/31/2024 |
|---|------------|-----------|-----------|
| <b>Repair or Replacement Initiative (RRI)</b> |            |           |           |
| Total Potentially Eligible Properties         | 3656       | 3656      | 3656      |
| Total Applications Received                   | 963        | 969       | 973       |
| Units in Design                               | 89         | 89        | 82        |
| Units Out for Bid                             | 18         | 0         | 0         |
| Units in Construction                         | 0          | 18        | 18        |
| Total Units Constructed (2019 - Present)      | 63         | 63        | 63        |
| Homeowner Satisfaction Rate                   | 90.81      | 90.81     | 90.81     |

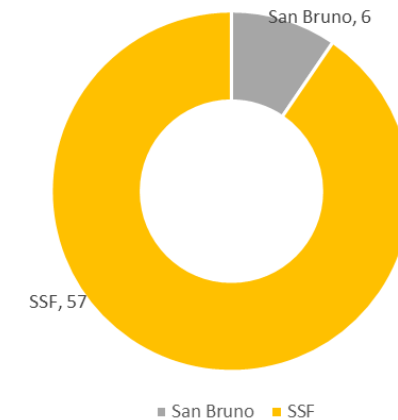
## RRI: RECENT AND CURRENT PHASES

- FY2019-20 to FY2022-23:
  - ✓ Total budget: \$4 million
  - ✓ Total homes completed: 63
- FY2023-24:
  - ✓ Total budget: \$1.5 million
  - ✓ Total homes to be treated: 18 in South San Francisco

RRI - 18 Properties to be Treated  
(Ongoing, 2023-2024)



RRI - 63 Completed Properties  
(2019 - Present)



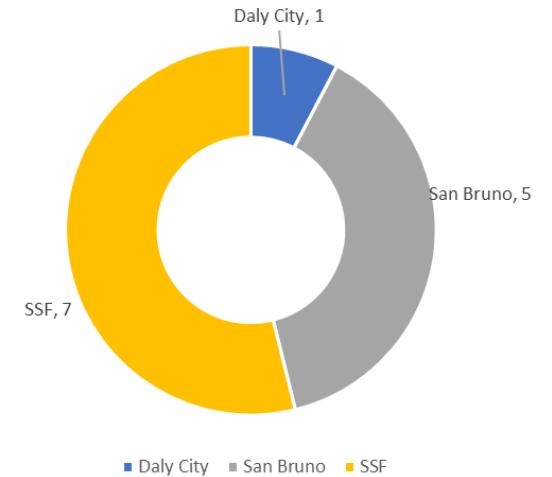
# Second Chance Initiative (SCI)

| Report Date   | 11/28/2023 | 1/31/2024 | 3/31/2024 |
|---|------------|-----------|-----------|
| <b>Second Chance Initiative (SCI)</b>                         |            |           |           |
| Total Potentially Eligible Properties                         | 323        | 315       | 296       |
| Total Applications Received                                   | 710        | 713       | 713       |
| Units Currently in Design                                     | 0          | 0         | 0         |
| Units Out for Contractor Selection and/or NTP                 | 13         | 12        | 0         |
| Units In Construction   | 27         | 22        | 13        |
| Total Units Completed (2016, 2019, & 2020 SCI Phases to date) | 69         | 76        | 95        |
| Homeowner Satisfaction Rate (2019 SCI Phase)                  | 96.67%     | 96.67%    | 96.80%    |

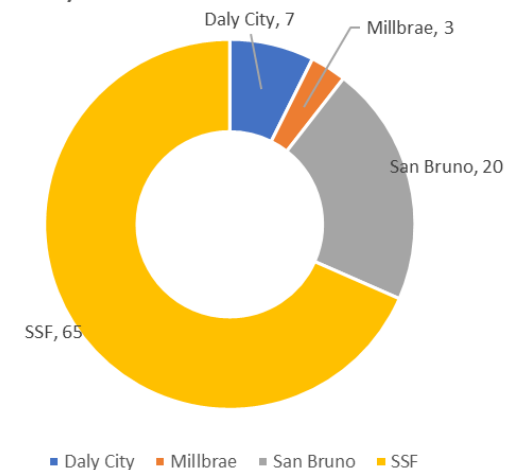
## SCI: CURRENT PHASES

- 2020-2024 SCI Phase (FAA AIP-73 Grant):
  - ✓ Total budget: \$6.3 million (SFO Funds: \$3.1 million; FAA Grant: \$3.2 million)
  - ✓ Scope: Insulation of 27 homes (completed in Mar/2024)
- 2022-2026 SCI Phase (FAA AIP-85 Grant):
  - ✓ Total budget: \$3.0 million (SFO Funds: \$600K; FAA Grant: \$2.4 million)
  - ✓ Scope: Insulation of 13 homes
  - ✓ Construction schedule: Apr/2024 to Jul/2024

SCI - 13 Properties with Treatment in Progress (2020 Phase)



SCI - 95 Completed Properties (2016, 2019, 2020 Phases)



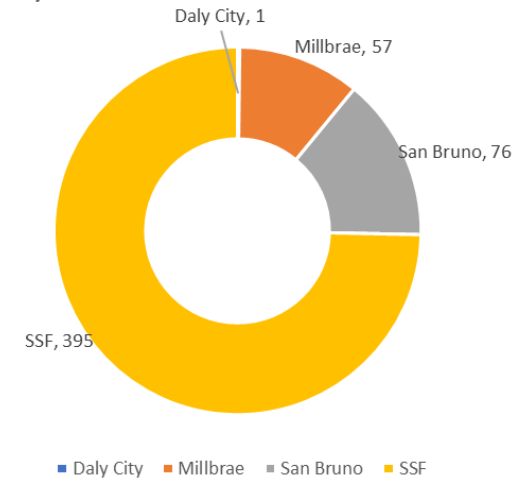
# Expanded Eligibility Initiative (EEI)

| Report Date   | 11/28/2023 | 1/31/2024 | 3/31/2024 |
|---|------------|-----------|-----------|
| <b>Expanded Eligibility Initiative (EEI)</b>                      |            |           |           |
| Total Potentially Eligible Properties                             | 529        | 529       | 529       |
| Potentially Eligible Properties (2022 EEI Phase)                  | 121        | 121       | 121       |
| Total Responses Received (2022 EEI Phase)                         | 113        | 113       | 113       |
| Total Declined Participation (2022 EEI Phase)                     | 8          | 12        | 17        |
| No. of Acoustical Tests for Eligibility (2022 EEI Phase)          | 101        | 101       | 101       |
| No. of Properties w/ Eligibility Confirmed (2022 EEI Phase)       | 95         | 95        | 95        |
| No. of Design Visits Completed (2022 EEI Phase, Group 1)          | 40         | 40        | 40        |
| No. of Properties in 2022 EEI Phase, Group 1                      | 36         | 34        | 34        |
| No. of Properties Potentially included in 2022 EEI Phase, Group 2 | 57         | 55        | 55        |

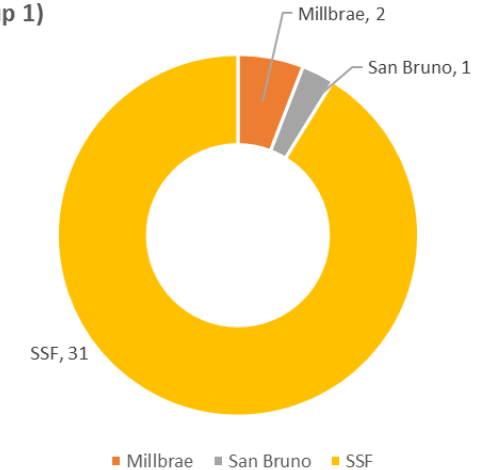
## EEI: CURRENT PHASE

- 2022-2026 EEI Phase (FAA AIP-86 Grant):
  - ✓ Total budget: \$12 million (SFO Funds: \$2.4 million; FAA Grant: \$9.6 million)
  - ✓ Re-insulation of residential properties insulated before 1993
  - ✓ Scope: Replacement insulation of about 80 homes in 2 groups
  - ✓ Group 1 includes treatment of 34 homes. Construction Jun/2024 to Dec/2024
  - ✓ Group 2 may involve treatment of 40-50 homes. Construction Jan/2025 to Jul/2025

EEI - 529 Potentially Eligible Properties (2022 & Future Phases)



EEI - 34 Properties to be Treated in 2024 (2022 Phase, Group 1)



Thank you